



75 *YEAR* Limited Warranty
 For specific details and limitations, a written warranty is available upon request.

BARTILE ROOFS, INC. (Salt Lake City, Utah)
 725 North 1000 West, Centerville, UT 84014
 Tel: 1-800-933-5038 or 801-295-3443 FAX: 801-295-3485

BARTILE
 PREMIUM ROOF TILE

www.bartile.com
 TECHNICAL DATA

FREEZE THAW TESTING

Bartile roof tiles meet ASTM method C67-83 for high cycle freeze thaw.

WEIGHT

Available in standard weights and Ultralite. Standard weight is approximately 10.5 lbs. per Sq. Ft. Ultralite is approximately 7.5 lbs. per Sq. Ft. See website for weights of different styles.

PERMEABILITY

Bartile meets the 2 inch static head permeability test requirements in excess of the 24 hr. requirement. See AC-07, .

FIRE TESTING

Bartile roofs are completely incombustible, surpassing Class A Fire testing and uniform building code standards.

RELATED COMPONENTS

Bartile stocks a complete line of accessory materials for tile roofing, including underlayments, roof vent products, sheet metal, battens, copper, lead, aluminum, and sealants.

SAFETY CAUTION

Though Bartile is a state-of-the-art, high strength product, it is advisable to avoid foot traffic on the roof. Should it be necessary to walk on the roof, step on the bottom 3 inches of the course overlap. If a tile becomes broken, it is generally very easy to replace without the use of special tools.

SIZE AND COVERAGE

Split Timber, New England Slate, and European tile have a nominal overall size of 10 3/8" X 15". At the recommended 3" minimum headlap, 122 field tiles will cover 100 Sq. Ft. of roof area and 118 field tiles with Sierra Mission. Cottage, Manchester, Newcastle, Old Mission require 12% - 15% additional tile, depending on actual layout. Legendary tile is 73 pcs. per 100 Sq. Ft.

HAIL RESISTANT

Many of Bartile styles exceed class 4 hail rating. Test method NBS BSS 23. See website for more information.

CODE APPROVALS


Bartile roof tiles comply with all building code requirements, including but not limited to ICC evaluation Report Number 2778.

ENHANCED COLD ROOF METHOD

Bartile recommends cold roof installations and specifications for high snow accumulation areas and high temperature climates.

EFFLORESCENCE


Bartile provides a coating on the surface of the tile which is designed to resist the common phenomenon on concrete products called efflorescence, or "lime bloom." Should efflorescence occur, it is temporary and does not affect the integrity or performance of the tile. The seal coat should last two to three years, well beyond the normal efflorescence stage.



*A
tradition of
excellence
since 1942*

CONTENTS

| | |
|----------------|--|
| 2/3 | Bartile History |
| 4/5 | Yorkshire Cottage |
| 6/7 | Old World Vintage |
| 8/9 | Old World Vintage |
| 10/11 | New England Slate Split Timber |
| 12/13 | European Sierra Mission |
| 14/15 16/17 | Legendary Legendary Split Timber Legendary Slate |
| 18-24 | Renaissance Options |
| 25-27 | Standard Colors |



For centuries, master craftsmen have created roof tiles with exceptional durability and beauty. Their hand hewn slate and hand crafted clay tiles have inspired the unique look that discriminating buyers seek.

Through the last seventy-three years, Bartile has perfected the art of custom tile creation. With it's unique blend of innovation and creativity, Bartile has set the standard for custom colors and matchless styles. Our palette of colors and blends is limited only by your imagination. We have created over seven-hundred custom colors to match the colors our customers have desired. The vast array of color choices together with our unique blending process and textured styles give you the freedom to create the distinctive look you have been longing for. Whether it be old world styling or a new age look you are after, Bartile can create the roof of your dreams.

75 YEAR LIMITED WARRANTY

Our customer service gives you the assurance that the look you desire can be created and will last through the decades. Our tile has a Seventy-Five year limited warranty that offers the peace of mind that no other roofing product can match. Our commitment to customer satisfaction is unparalleled. Since 1942, we at Bartile have understood that our customers desire the finest products combined with the comprehensive service that will keep their family coming back for generations.

EXCLUSIVELY AT BARTILE

YORKSHIRE COTTAGE

HANDCRAFTED ACCENT TILES *PATENTED

Yorkshire Cottage represents the pinnacle of Bartile craftsmanship and style. Our skilled artisans create 20% of the tiles by hand which are then harmoniously blended with the remaining tiles on the roof. The varying widths of these handcrafted tiles create dramatic texture and individuality unrivaled in the industry. Custom options allow for a myriad of possibilities. When only the finest will do, choose Yorkshire Cottage by Bartile.

Modified #392 YORKSHIRE SLATE



*Skilled artisans
craft each tile
by hand.*



Exclusive Yorkshire Features

Handmade tile of 3 different widths creates unparalleled texture and depth

The look of a clay slab shingle, shake or rustic slate can be created

Optional Vintage texture creates an aged appearance



YORKSHIRE TILES WITH VINTAGE SURFACE TREATMENT



OLD WORLD INTAGE

ARTISAN SURFACE TEXTURES

*PATENTED

Inspired by the European Countryside of long ago, these uniquely beautiful tile surface textures reveal the age old process of handcrafting each tile individually. We weave distinctive color & texture to give every tile the uniqueness sought after by today's most discriminating buyers. Our tile artisans take the source of your inspiration, whether it be a photo of a French cottage or an aged wood shake from your old roof, then craft a tile to create the look you desire.



#1603 VINTAGE SLATE
Random Cottage Ruffcut



#1696 VINTAGE SLATE
Random Cottage Ruffcut

Exclusive Vintage Features

Hand brushed finish makes each tile uniquely different

Hand spackled with colors you select to simulate moss and lichen growth

Ruffcut edge gives each tile the look of hand hewn slate

Random cottage stagger gives the installer the ability to achieve a random aged look



OLD WORLD INTAGE

ARTISAN SURFACE TEXTURES

Solid Gable Tile

Bartile solid Gable tiles are a perfect way to create a true shake or slate finish for the gable ends.



#1676 VINTAGE SPLIT TIMBER
Random Cottage Ruffcut

EXCLUSIVELY AT BARTILE

OLD WORLD INTAGE

ARTISAN SURFACE TEXTURES *PATENTED

The Vintage surface texture can be applied to any of the following Bartile tile styles. Our skilled artisans uniquely craft each tile, resulting in a roof that is a work of art.

Styles Available

VINTAGE SLATE

Our Vintage Slate styles offer the feel of century old hand chiseled slate. Also available in Manchester & Newcastle cut

VINTAGE OLD MISSION

The Vintage Old Mission style conveys the true look of aged two piece clay tile

VINTAGE SPLIT TIMBER

The Vintage Split Timber style adds even more texture and shadowing to further the feel of a time worn shake roof

VINTAGE SIERRA MISSION

The Vintage Sierra Mission styles create the appearance of the aged clay of old Spain

VINTAGE EUROPEAN

The Vintage European style is the perfect way to create the antique elegance of aged barrel tile



#1607 VINTAGE SPLIT TIMBER
Random Cottage Ruffcut



#1642 VINTAGE OLD MISSION



#1696 VINTAGE SLATE HEAVY MOSS
Random Cottage Ruffcut



VINTAGE SIERRA MISSION



VINTAGE SLATE
Random Cottage Ruffcut



VINTAGE EUROPEAN

NEW ENGLAND SLATE


The time-honored tradition of hand crafted slate roofing continues with our New England Slate style.

Conveys the appearance of quarried slate

Smaller in size than most concrete slates for a superior look

Combines the economy, durability and ease of installation of concrete tile to offer a viable alternative to natural slate

Exclusive interlocking turret tiles protect the roof while providing a unique look with excellent functionality



Weight Options: Standard, Super Duty, Ultralite

Renaissance Options: Cottage, Ruffcut, Brushed, Cobbled Manchester, Newcastle

#205 SLATE




#205 SLATE

SPLIT TIMBER

The natural appeal of wood is re-created in our rich, rustic Split Timber style. This style brings the versatility and longevity of Bartile to the classic medium of shake shingles.

Split Timber features multiple cuts at different angles to create unique shadows on the tile face that mimics the rough rustic texture of real wood shake

This tile offers a class A fire protection rating



Weight Options: Standard, Super Duty, Ultralite

Renaissance Options: Cottage, Ruffcut, Brushed

#341 SPLIT TIMBER RUFFCUT



#341 SPLIT TIMBER RUFFCUT

EUROPEAN

The classic barrelled tile that has graced homes across Europe for centuries has been carefully replicated to maintain the old country feel.

- Double barrelled low profile Mediterranean tile
- Smooth contour provides distinctive shadows and textures
- Creates a beautiful old country look



Weight Options: Standard, Super Duty, Ultralite
Renaissance Options: Brushed



#496 EUROPEAN ULTRALITE



#292 EUROPEAN

SIERRA MISSION

From the top of the Sierra Madre to the old villas of Spain, Mission tile has been used for centuries. Our Sierra Mission creates the look and feel of the clay tile of old in a material that will last a lifetime.

- Sierra Mission evokes a traditional Spanish clay tile theme
- Unique high barreled profile adds increased texture and richer shadowing to the roof



Weight Options: Standard, Super Duty, Ultralite
Renaissance Options: Old Mission, Brushed



#1373 SIERRA MISSION FACTORY BLEND



#5149 SIERRA MISSION FACTORY BLEND



LEGENDARY SERIES

*PATENTED

For centuries, tile has graced stately mansions and small cottages alike. In the last century, concrete tile was introduced as a more efficient product. This new century has brought more evolution to the tile industry. Legendary tile, with its patented support system and enhanced cold roof ventilation technology is one of the strongest tiles on the market. It's unique design allows it to be installed without battens on roofs of 6/12 pitch or less. This feature makes Legendary the most inexpensive concrete tile to install.



L#392 LEGENDARY COTTAGE SLATE



The Legendary Series is the ideal tile for commercial applications. With its patented built-in cold roof system, Legendary inexpensively insulates your structure like no other. With an over 500 lb. breaking strength and 75 year warranty, Legendary is unsurpassed in its durability and longevity.





LEGENDARY SPLIT TIMBER

Rustic lines and texture give Legendary Split Timber the look and feel of shake shingles without the weathering and fire hazards of wood.

Split Timber features multiple cuts at different angles to create unique shadows on the tile face that mimics the rough rustic texture of real wood shake

Can be laid without battens on pitches under 6/12, making it the least expensive tile to install

Patented built-in cold roof ventilation technology
One of the strongest tiles on the market

Weight Options: Standard, Super Duty, Ultralite

Renaissance Options: Cottage, Rusticut, Brushed



L#341 LEGENDARY SPLIT TIMBER RUSTICUT



LEGENDARY SLATE

The elegant lines and classic look of slate is replicated to create a low cost alternative to stone.

Elegant lines and unique beveled edges create the uniform look of quarried slate

Can be laid without battens on pitches 6/12 or less, making it the least expensive tile to install

Patented built in cold roof ventilation technology
One of the strongest flat tiles on the market

Weight Options: Standard, Super Duty, Ultralite

Renaissance Options: Cottage, Rusticut, Brushed



L#415 LEGENDARY SLATE



WATERFORD BLEND LEGENDARY SLATE

RENAISSANCE OPTIONS

Renaissance options give you the flexibility to customize the shape and appearance of our standard tiles to create a look that harmonizes perfectly with your style. The process is simple, the results are spectacular.

STEP 1

Choose a standard tile from either the Bartile or Legendary series.

Bartile: New England Slate
Split Timber
European
Sierra Mission

Legendary: Legendary Split Timber
Legendary Slate

STEP 2

Choose a Renaissance option from pages 14-19. Each option section will list the tile style that can accept that particular option.

LEGENDARY COTTAGE

Half the tile is cut back creating a staggered "2 piece look"

Legendary Slate, Legendary Split Timber




#202 LEGENDARY COTTAGE SLATE



#L341 LEGENDARY COTTAGE SLATE

With half of the tile cut back Legendary Cottage gives the appearance of a staggered slate without having to manually stagger the tile. This Cottage Option gives you the capability to add unparalleled texture to your roof inexpensively.

RENAISSANCE OPTIONS

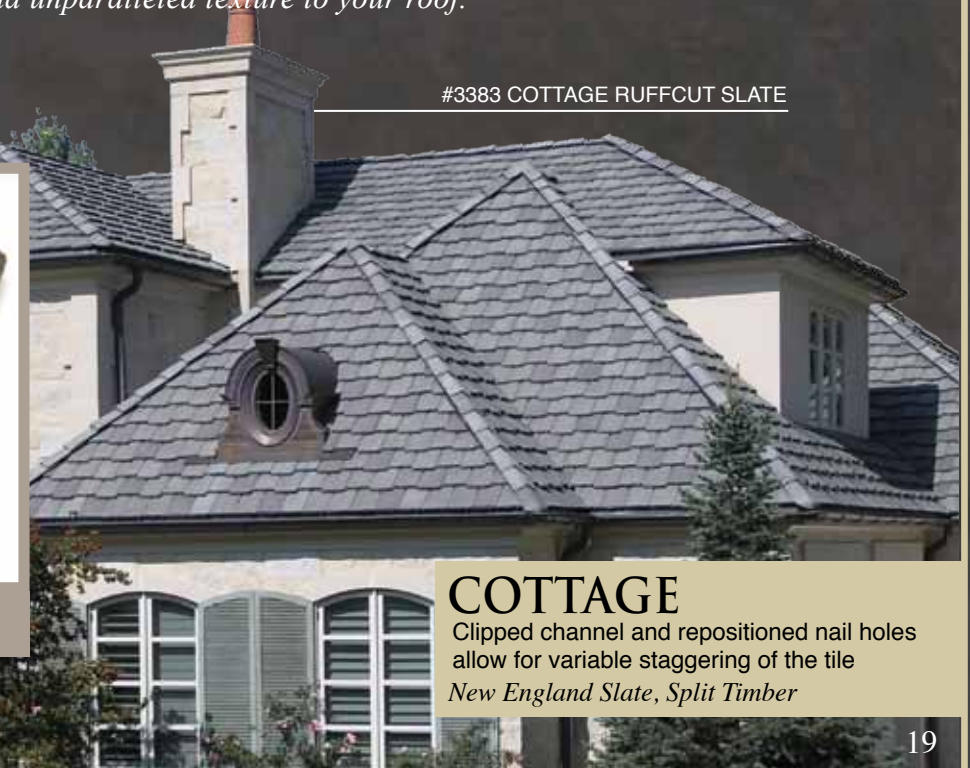


#613 COTTAGE RUFFCUT SLATE

From the cottages that dot the French countryside to the rustic cabins of the early west, staggered roofing adds a rustic appeal to any architectural style. The Cottage Renaissance option gives you the capability to add unparalleled texture to your roof.



#10 RUFFCUT COTTAGE SPLIT TIMBER



#3383 COTTAGE RUFFCUT SLATE

COTTAGE

Clipped channel and repositioned nail holes allow for variable staggering of the tile

New England Slate, Split Timber

COBBLED TEXTURE

Dimpled texture on surface

Legendary Slate, New England Slate



#33 COBBLED SLATE



#33 COBBLED SLATE

The unique weathered stone appearance of aged slate is beautifully achieved with our cobbled texture slate.

RENAISSANCE OPTIONS

The age-old craft of hand made clay is meticulously replicated in our Manchester Renaissance option. Following the traditions of the craftsmen of the past we have created a true round cut tile.



#30 MANCHESTER SLATE

MANCHESTER

Round "Scalloped Cut" on front edge of tile

New England Slate



#35 MANCHESTER SLATE



OLD MISSION

Clipped pan creating a staggered "2 piece look"

Sierra Mission



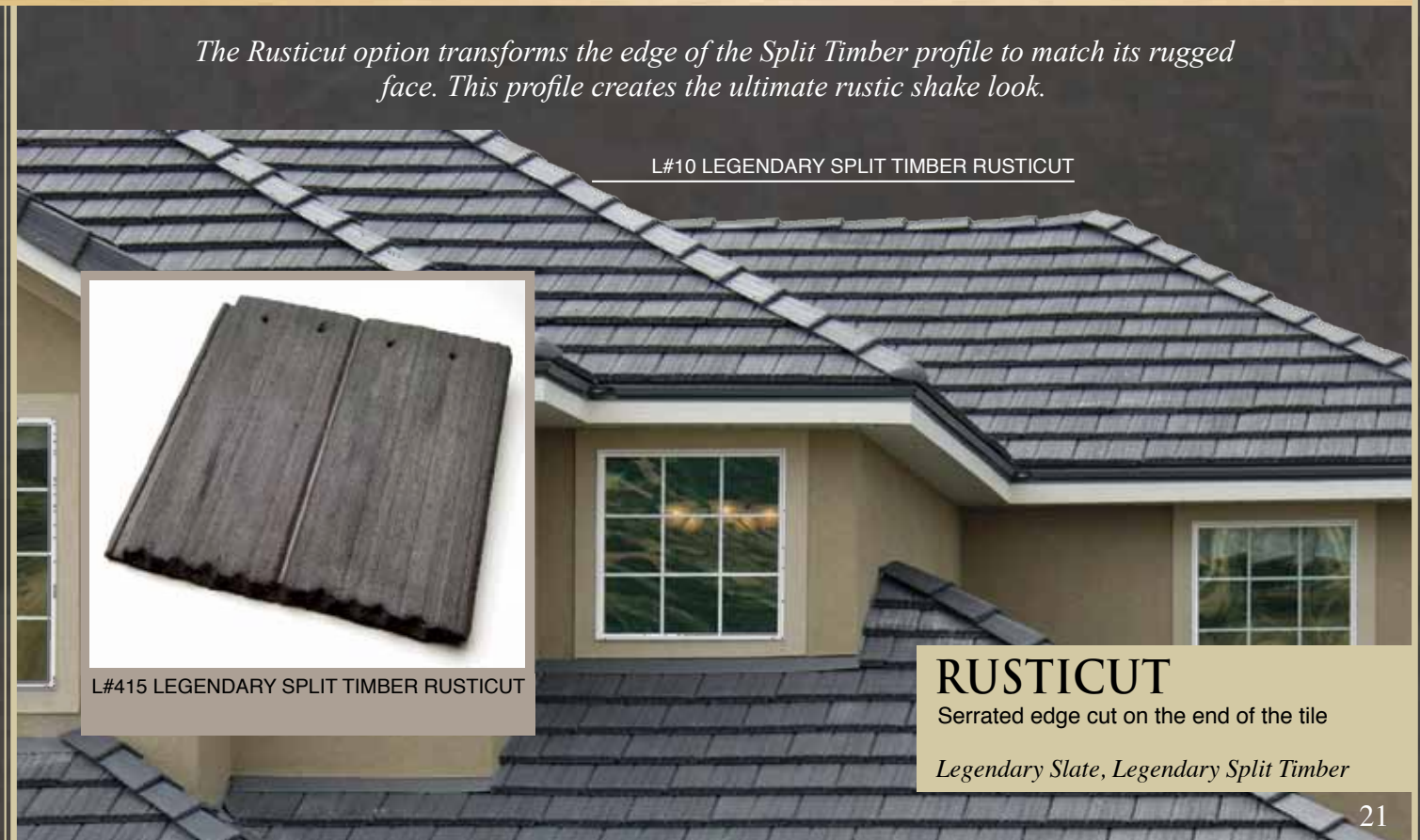
#539 OLD MISSION

#1310 FACTORY BLEND OLD MISSION

The classic look of the Spanish Riviera is revived through our Old World Mission Renaissance option. The look of two piece clay cap and pan tile that has been utilized for centuries has in now perfected in a concrete tile.

RENAISSANCE OPTIONS

The Rusticut option transforms the edge of the Split Timber profile to match its rugged face. This profile creates the ultimate rustic shake look.



L#10 LEGENDARY SPLIT TIMBER RUSTICUT



L#415 LEGENDARY SPLIT TIMBER RUSTICUT

RUSTICUT

Serrated edge cut on the end of the tile

Legendary Slate, Legendary Split Timber

SWIRL BRUSHED

Random, artisan hand brushing, to create a hand made look
Can be used on all styles



#613 RUFFCUT RANDOM COTTAGE SWIRL BRUSHED SLATE

#613 RUFFCUT RANDOM COTTAGE SWIRL BRUSHED SLATE

For centuries, craftsmen have perfected the art of hand made tile. The swirl brushed option continues this tradition of hand crafting tile, making each one uniquely different.

RUFFCUT

Torn edge cut on the end of the tile
New England Slate, Split Timber



#205 RUFFCUT SLATE



#1332 RANDOM COTTAGE RUFFCUT SWIRL BRUSHED FACTORY BLEND

The character of hand chiseled slate, which dots the English countryside, is brought to life in our ruffcut option.

RENAISSANCE OPTIONS

The Booster Tile option for the Sierra Mission profile creates rustic boosted clay tile feel by providing smaller cap tiles and hooks to mortar on top the existing Sierra Mission tiles.

#1642 OLD MISSION WITH BOOSTER TILE



BOOSTER TILE

Clipped channel and repositioned nail holes allow for variable staggering of the tile
Sierra Mission

AZTEC BLEND SIERRA MISSION W/ BOOSTER TILE

RENAISSANCE OPTIONS

The timeless art of hand chiseled slate is perfected in our Newcastle Renaissance option. The unique cut, created by our tile artisans, re-creates the hand cut European tile of old.

#31 NEWCASTLE SLATE



#63 NEWCASTLE SLATE

NEWCASTLE

Angled side "French Cuts" on front edge of tile
New England Slate



30
Oxford Blend Slate



415
Lexington Blend Slate



32
Colonial Gray Slate



33
Victorian Blend Slate



35
Vermont Gray Slate



202
Providence Blend Slate



162
Montreux Blend Slate



392
Hartford Blend Slate



17
Bonanza Blend Split Timber



415
Ranch Blend Split Timber



12
Laredo Gray Split Timber



14
Durango Blend Split Timber



234
Saddle Blend Split Timber



15
Silverado Gray Split Timber



10
Weatherby Blend Split Timber



202
Aspen Blend Split Timber



24
Westwood Blend Split Timber



435
Rangewood Blend Split Timber



392
Tahoe Blend Split Timber

Bartile is produced from natural raw materials which can vary in color and texture. Natural variations may occur during production runs and actual color may vary from printed reproduction. Critical color selection should be made from current production samples.



62
Calais Blend European



65
Chateau Gray European



63
Barcelona Blend European



66
Madrid Clay European



60
Granada Red European



67
Normandy Brown European



64
Corsica Blend European

Bartile is produced from natural raw materials which can vary in color and texture. Natural variations may occur during production runs and actual color may vary from printed reproduction. Critical color selection should be made from current production samples.

These tiles are to show color only and not options.



71
Rancho Blend Sierra Mission



72
Aztec Blend Sierra Mission



73
Yucatan Blend Sierra Mission



74
El Dorado Blend Sierra Mission



75
Cordova Red Sierra Mission



76
Acapulco Clay Sierra Mission



70
Tampico Red Sierra Mission

Bartile is produced from natural raw materials which can vary in color and texture. Natural variations may occur during production runs and actual color may vary from printed reproduction. Critical color selection should be made from current production samples.



202
Legendary Birchwood Blend
Split Timber



15
Legendary Cascade Blend
Split Timber



415
Legendary Boulder Blend
Split Timber



234
Legendary Cheyenne Blend
Split Timber



341
Legendary Barnwood Blend
Split Timber



12
Legendary Black Hills Gray
Split Timber



392
Legendary Driftwood Blend
Split Timber



435
Legendary Jackson Blend
Split Timber



14
Legendary Targhee
Split Timber

Bartile is produced from natural raw materials which can vary in color and texture. Natural variations may occur during production runs and actual color may vary from printed reproduction. Critical color selection should be made from current production samples.

These tiles are to show color only and not options.



415
Legendary Concord Blend Slate



162
Legendary Cambridge Blend Slate



341
Legendary Bristol Blend Slate



30
Legendary Bedford Blend Slate



33
Legendary Waterford Blend Slate



32
Legendary Winsor Gray Slate



35
Legendary Hampton Gray Slate

We at Bartile pride ourselves in our ability to make the custom colors that you envision, a reality. Our blending options provide a vast array of hues and color variations, allowing us to craft tiles that fit your design. Our "manufactured blends" combine different colors in each individual tile. These blends create a marbling effect that can beautify any roof. Our "factory blends" are created by blending different colors of tile in the pallets themselves before they are shipped. This method creates the vivid color blending often seen in clay tile and natural slate. At Bartile we can take your source of inspiration and recreate that look in a roof tile. Whether it be a standard color or a factory blend you design, we can create the tile you are searching for.

Bartile is produced from natural raw materials, which can vary color in texture. Natural variations may occur during production runs and actual color may vary from printed reproduction. Critical color selection should be made from current production samples.